



# SPATIAL TAX PORTAL

**Dr Justin Visagie\***

\*Senior Research Specialist, Human Sciences Research Council  
Senior Lecturer, University of the Free State

14 September 2023



01

# DOES GEOGRAPHY MATTER?



## PROBLEM: SA lacks credible data on local economy

↓↓↓↓ **THIS IS A BIG ISSUE** ↓↓↓↓

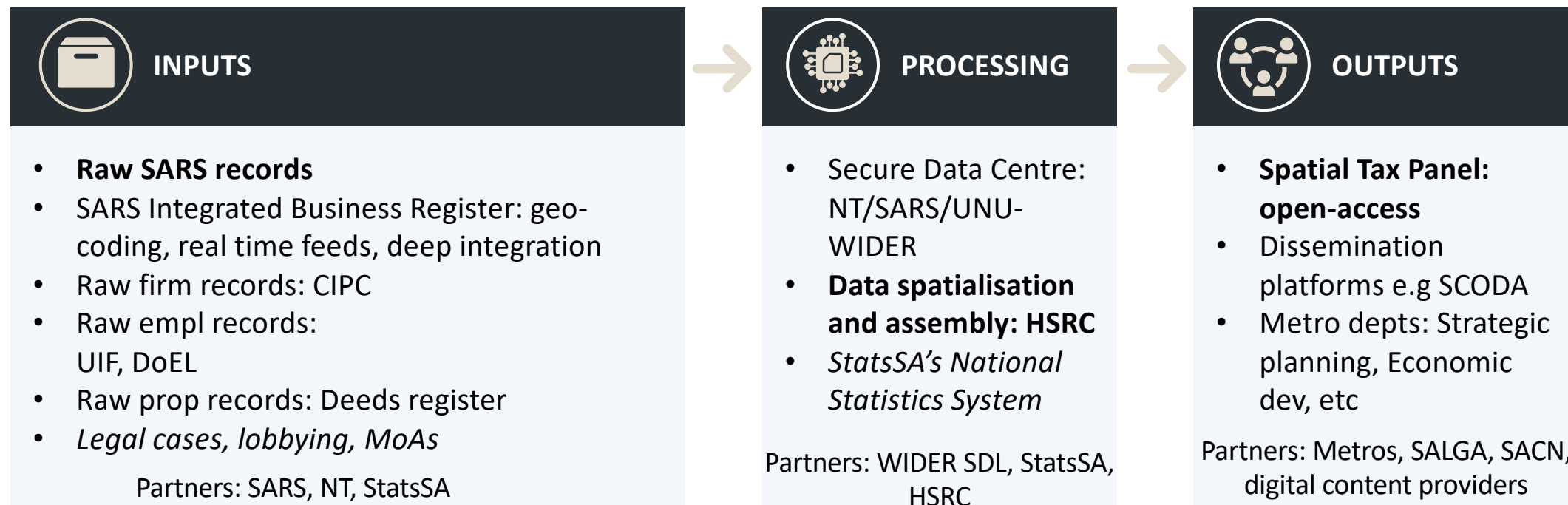
- How do you plan for more productive, inclusive and sustainable cities...?
  - How do local stakeholders advocate for change or hold leaders to account...?
  - How do we create jobs and promote investment without knowing where...?
- ↓↓↓↓
- **South Africa has a wealth of household surveys data:** QLFS, GHS, Census, NIDS etc
  - **BUT firm-level and economic data is comparatively scarce**
  - **Some spatial economic data is available from commercial intermediaries:**
  - Neatly packaged, easy to use BUT paywalls, transparency/black box, Garbage-in-Garbage-out?



# BREAKTHROUGH: MINING ADMIN TAX DATA

- Local data on all **213 municipalities** – **NOTE: formal sector only**
- **Suburb (hex) level data** for 8 metros (*suburb level never seen before!*)
- Data is **current** (+- 12 month delay) AND **sustainable** – EVERY year we update
- Indicators **disaggregated** by empl, industry/sector, wage levels, gender, age, exports & firm size – **NOTE: based on place of work**

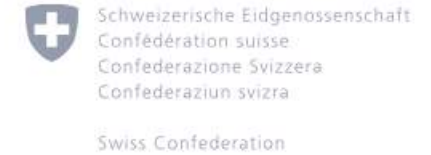
**Spatial economic data: 'value chain'** : Breaking down silos; innovation, experimentation and data sharing



### Primary partnership



### Donor partners



### National partners



### Metro partners

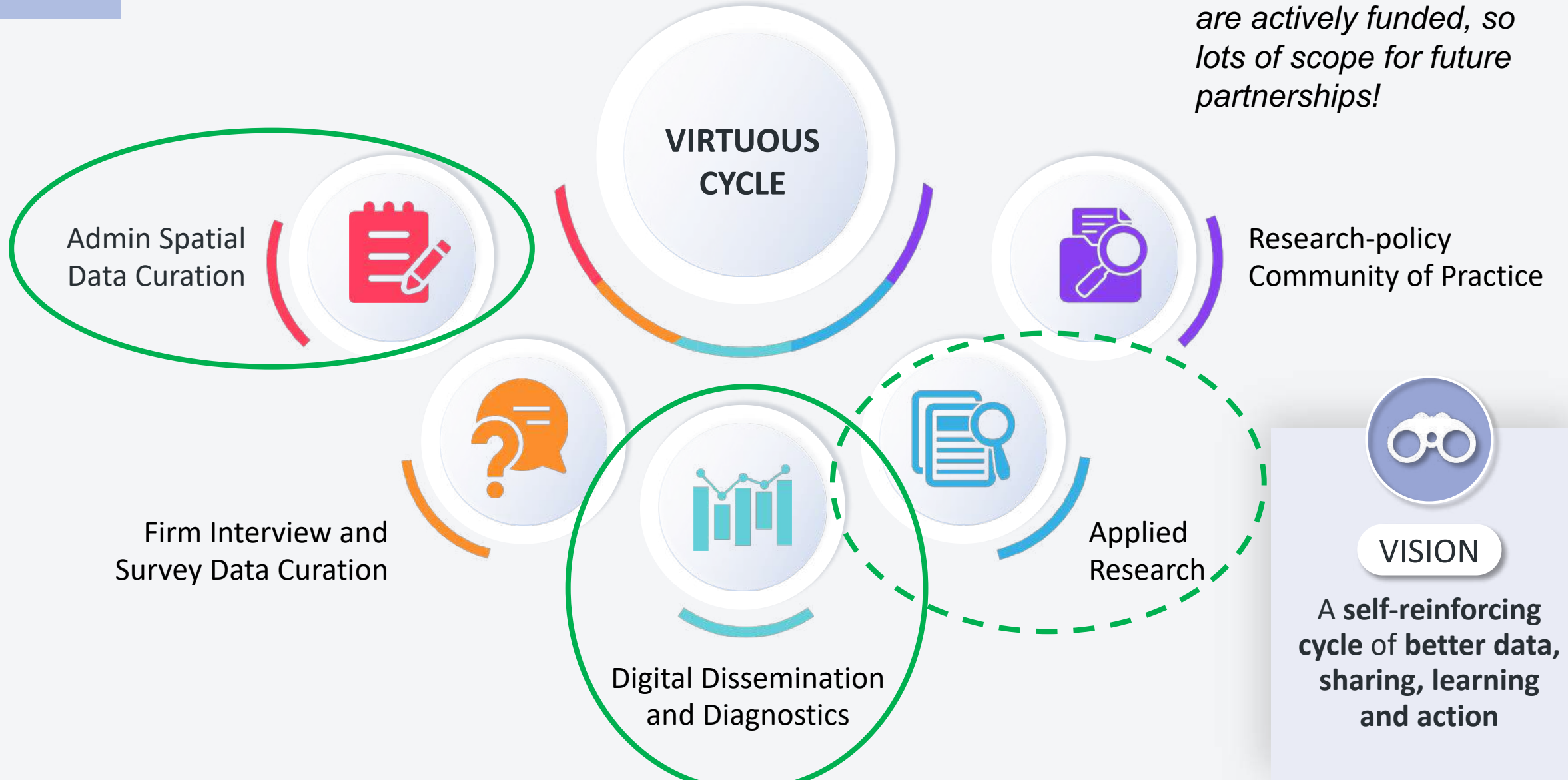


### Technical partners



# Vision 2030: Theory of change

*UK:FCDO partnership  
July 2023 – March  
2026. Green circles  
are actively funded, so  
lots of scope for future  
partnerships!*



# EXPLORE TAX DATA: [www.spatialtaxdata.org.za](http://www.spatialtaxdata.org.za)

SPATIAL ECONOMIC ACTIVITY DATA South Africa

[LOGIN](#) [REGISTER](#) [DASHBOARDS](#) [MAP EXPLORER](#) [DOWNLOAD DATA](#) [ABOUT THE PROJECT](#)

## EXPLORE SOUTH AFRICAN TAX DATA

There is a glaring gap in the availability of credible spatial economic data in South Africa. This ambitious project draws on administrative tax records to generate new insights about the economy of South African cities and regions

**DASHBOARDS**  
Go on a journey to discover distinctive features about your municipality

**MAP EXPLORER**  
An open ended tool to visualize spatial tax data based on your interests

**DOWNLOAD DATA**  
Get access to the raw data, metadata and methodology user guide

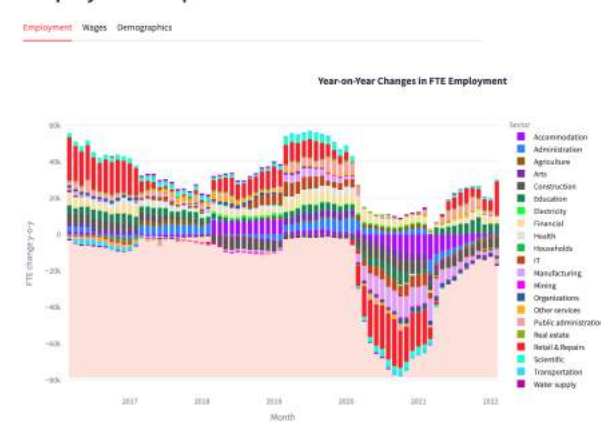
[Learn More >](#)



*Thanks to our tech partners!*

# Spatial Tax Portal: Final Reflections

1. Spatial Tax portal as a channel for access and dissemination but also to empower
  1. The more platforms the better: 'open access'
    - eThekwini, Cape Town and Western Cape custom built solutions!
    - Just released on Quantec EasyData platform
    - Interesting tools: GitHub Streamlit Observable...  
<https://observablehq.com/d/f0e9cca20102301a>  
<https://kristoffpotgieter-covidemployment-app-kt8l8y.streamlit.app>
  2. Naïve to think that robust data is enough: training, peer-to-peer learning, advocacy, research!







**SEAD**<sub>SA</sub>

SPATIAL ECONOMIC  
ACTIVITY DATA

South Africa

**THANK YOU  
SIYABONGA  
ENKOSI  
KE A LEBOHA  
NDZA NKHENSA  
DANKIE!**